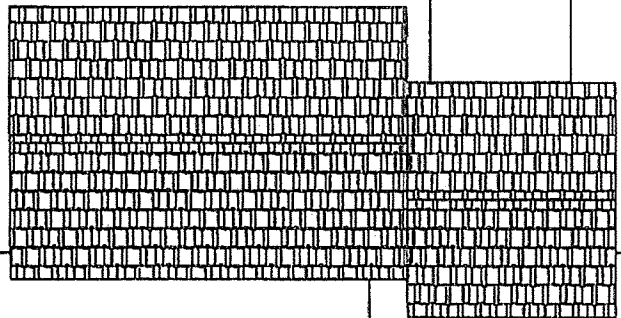
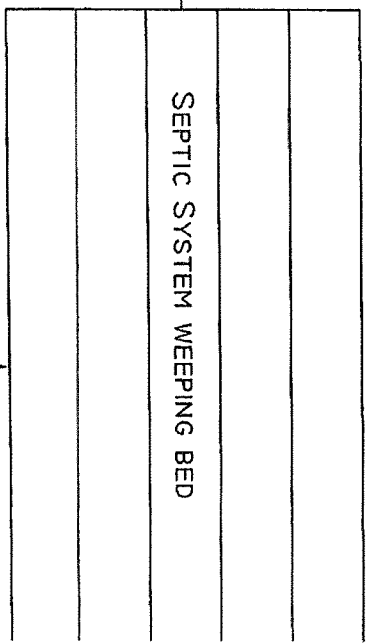



SELF CLOSING,
SELF LATCHING GATE

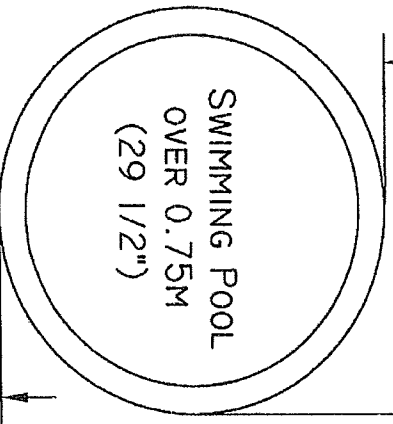


FENCE HEIGHT MINIMUM
IS 1.524M(5'-0")



SEPTIC SYSTEM WEEPING BED

5.0m(16'-5")



SWIMMING POOL
OVER 0.75M
(29 1/2")

1.0m(3'-4")

1.0m(3'-4")

PROPERTY LINE

